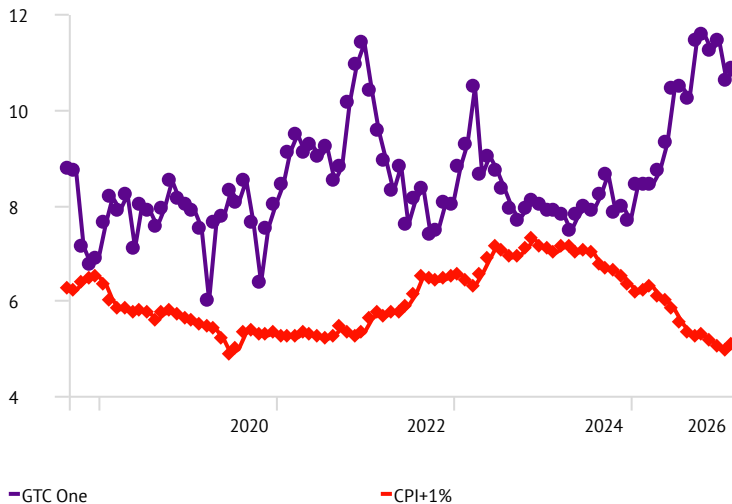


As of 28/02/2026

Rolling returns (%)

Time Period: Since Common Inception (01/09/2015) to 28/02/2026

Rolling Window: 3 Years 1 Month shift



Investment mandate and objectives

The objective of this portfolio is to outperform the CPI + 1% target over rolling 3 year periods with a reduced probability of negative returns over rolling 12-month periods. The portfolio has been designed for capital protection through reduced volatility. The portfolio has exposure to both local and offshore assets. The portfolio utilizes asset allocation and downside protection to deliver consistent positive returns through most market conditions.

- Features:**
- Regulation 28 compliant
 - Local and international exposure
 - Multi-asset class exposure
 - Capital preservation

Fund facts:

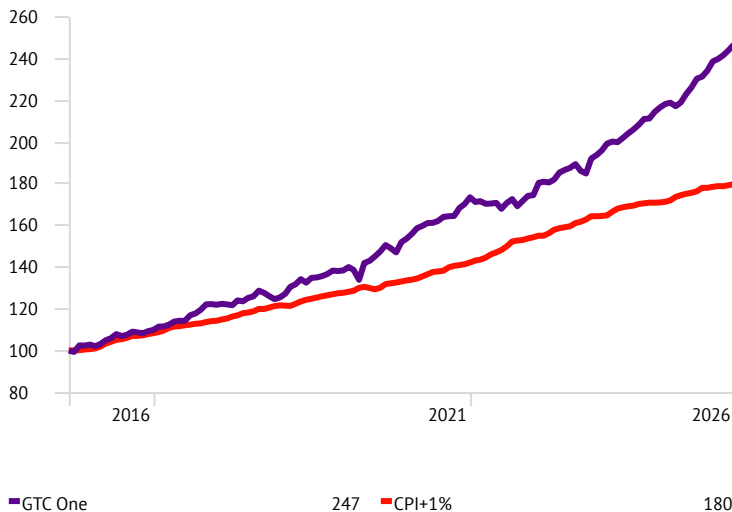
- Multi manager:** GTC
Benchmark: CPI + 1% over 3 year rolling periods
Risk profile: Low Risk

Investment managers:

Aluwani 10.50%, Aylett 4.00%, Coronation 19.70%, Prescient 1.00%, SEI 4.00%, Taquanta 31.50% and Worldwide Capital 29.30%

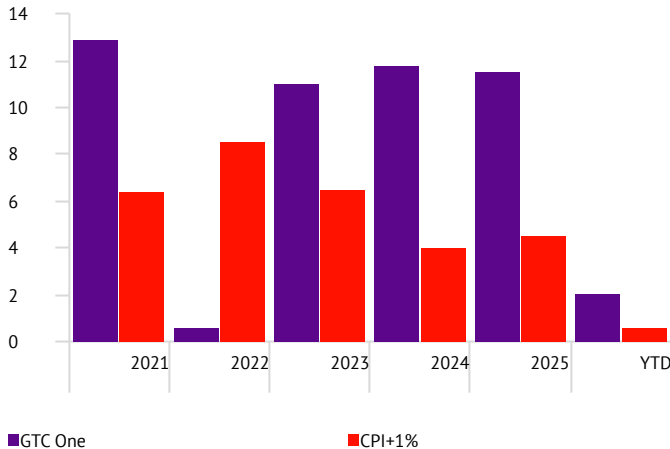
Longest history cumulative performance (%)

Time Period: Since Common Inception (01/09/2015) to 28/02/2026



Calendar year returns (%)

As of Date: 28/02/2026



Performance (%)

	7 Yr*	5 Yr*	3 Yr*	1 Yr
GTC One	9.53	9.23	10.88	12.70
CPI+1%	5.78	5.98	5.07	4.55

*Annualised
 CPI is lagged by 1 month.
 Returns are gross of all fees except for transaction, custody, and underlying manager performance fees.
 Please note that past performance is not a guide to future performance and individual investment returns may differ as a result of the selected client access point and cash flows

Risk statistics: 3 years rolling (%)

Time Period: 01/03/2023 to 28/02/2026

	Return	Std Dev	Sharpe Ratio	Max Drawdown
GTC One	10.88	3.24	0.98	-2.38
Composite Benchmark*	12.89	4.21	1.23	-2.82

*Composite Benchmark: 5% FTSE/JSE Capped All Share (formerly FTSE/JSE Capped SWIX), 26% FTSE/JSE ALBI, 7% Barclays SA Government ILB Index, 30% Cash STeFI, 5% FTSE WGBI, 20% MSCI World ESG and 7% MSCI EM ESG